

SELECT[®]

1351



Composition:
Cover:

60 / 15G / 36 / 38
22 Longlife Rustica karamel



Matching Cumulus-Vario-10
model 7351



Armchair 32



Illustrated with function in element 15


Model plan 1351

SELECT®

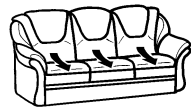
Sofas

- normal -

- with Telemat mechanism -



62
W/D/H: 203/94/102



82
W/D/H: 205/96/102



61
W/D/H: 172/94/102



81
W/D/H: 174/96/102



60
W/D/H: 150/94/102



80
W/D/H: 153/96/102

Elements

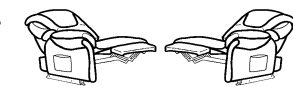
with wall-free mechanism
- with starter function -

with wall-free mechanism
- electric -

with wall-free mechanism
- lift and rise -



15 S
W/D/H: 80/94/100



16 S
W/D/H: 80/94/100



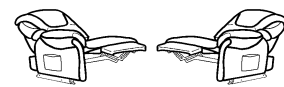
15 Y
W/D/H: 80/94/100



16 Y
W/D/H: 80/94/100



15 G
W/D/H: 80/94/100



16 G
W/D/H: 80/94/100

- End elements -

- Intermediate element -



37
W/D/H: 80/94/100



38



36
W/D/H: 57/94/100

Armchairs

- normal -

- with Telemat mechanism -



32
W/D/H: 97/94/102



33
W/D/H: 100/97/102




04 with swivel base
W/D/H: 97/94/103

Pull-forward sofa

with storage space

Footstools



85
W/D/H: 219/95/102



84
W/D/H: 150/94/102



02
W/D/H: 63/70/45



01
W/D/H: 60/60/42

Backrest

Seat optionally in

Workmanship

Back shell cover „real“

Back shell cover „non-woven“

High back

superlastic

superlastic soft

superlastic med

superlastic plus
Federkern

casual look



- Not suitable for striped, checkered, mohair and pattern fabrics
- Matching headrest 0861

Matching tables
(see also table index)



0876



0877

SELECT®

- 3 different seating comforts at the same price
- Telemat function (easy possible alternating physical strain)
- matching chairs from different ranges